

Rural Builder

Serving The Construction Trade Since 1967
www.ruralbuildermagazine.com

Source Book 17

Inspiration, Innovations and
Cutting-Edge Ideas to Inspire
Your Next Construction Project



MWI
COMPONENTS

SEE PAGE 34



RIDGELINE
STRUCTURAL SYSTEMS INC.

SEE PAGE 20



SUPERIOR
Metal Structures & Concrete, LLC

SEE PAGE 14



Capler
Homes

SEE PAGE 44



SIPA
Structural Insulated Panel Association

SEE PAGE 12



Stockade Buildings
"Building for the future"

SEE PAGE 50



HIXWOOD

SEE PAGE 48



ASTAAMERICA®

BY JANUS INTERNATIONAL



YOUR ONE-STOP SHOP FOR CARPORT SOLUTIONS BUILT IN MT. AIRY, NC

At **ASTA America**, we do more than make doors, we roll out complete carport solutions, all from our Mt. Airy manufacturing facility. From precision-formed panels and trim to **high-quality roll-up doors, windows, man doors, insulation**, and more! We deliver everything you need under one roof.

Proudly made in the USA, our products are built for **durability, value, and quick turnaround**—so you can keep your projects on track and your customers satisfied.

EVERYTHING YOU NEED, ALL IN ONE PLACE. PARTNER WITH ASTA AMERICA.



ASTAAmerica.com

Ready to roll? Partner with ASTA America
and streamline your next carport build.
Scan to learn more or call 770-974-2600.



BY DAN BROWNELL

Celebrating Your Construction Achievements

Some construction projects celebrate completion with a ribbon-cutting ceremony — and for good reason. Putting up a building is a monumental process, even for a relatively small structure like a home. The complete construction process — start to finish — is complex, considering all the steps involved, from the initial meeting with a client to evaluating the site, creating blueprints, estimating costs, obtaining permits, hiring subcontractors, developing a schedule, preparing the site, managing the crews, coordinating the trades, dealing with inspections, completing punch lists, and handing over the completed structure to the client.


In this issue, we highlight a number of finished building projects designed to inspire our readers with new ideas and to inform them of materials and manufacturers they may not be familiar with.

We invite you to take advantage of the opportunity to show off your work too. You can submit projects for consideration for free


year-round, as we publish them in Project of the Month articles in our regular issues and in this special annual issue, the Rural Builder Source Book.

You can make the submission process easier by gathering component information while the project is underway so later you don't have to go back to look it up. Then when you're ready to submit your project, use our simple, one-page digital form. You can find the link at the bottom right corner of the Rural Builder landing page. We hope to see *your* work published in our pages!

— Dan Brownell



BILLIONPHOTOS.COM
-STOCK.ADOBE.COM



permacolumn.com

**BUILD BETTER. BUILD STRONGER.
BUILD TO LAST.**



Your key to post-frame longevity

Permanent post-frame foundations with the strength of American-made steel, combined with specially formulated rebar-reinforced precast concrete. Now more than ever, builders rely on the proven performance of the Perma-Column® System and Sturdi-Wall® Anchor Brackets.



Third-party tested, certified, and proven
Superior engineering and manufacturing
Innovative solutions, nationwide availability



**PERMA
COLUMN®**



CONTACT YOUR DISTRIBUTOR TODAY

Contents



projects

- 6 GARAGE**
Blunier Builders
- 8 BARN WEDDING VENUE**
Troyer Post Buildings
- 10 HOBBY SHOP**
Witt Construction
- 12 SIP & POST-FRAME WAREHOUSE**
SIPA (Structural Insulated Panel Association)
- 14 GARAGE**
Superior Metal Structures & Concrete
- 16 HORSE BARN / HOBBY SHOP / OFFICE**
Cover's Construction, LLC
- 18 BARNDOMINIUM**
Keystone Construction LLC
- 20 OFFICE BUILDING**
Ridgeline Structural Systems
- 22 HOME**
True Metal Supply
- 24 MULTIPURPOSE HORSE & CATTLE BUILDING**
Vap Construction, Inc.
- 26 SHOUSE**
Wick Buildings
- 28 VACATION HOME**
Vermont Frames and Foam Laminates of Vermont
- 30 BARNDOMINIUM**
Premium Built Structures
- 32 HANGAR HOME**
Olympic Buildings
- 34 RESIDENTIAL GARAGE & SHOP**
Pole Barns Direct
- 36 WELLNESS CENTER BARNDOS-5!**
- 38 "BEAR" TIMBER FRAME HOME**
Mid-Atlantic Timberframes
- 40 TIMBER-FRAME BOSTON BARN**
Pequea
- 42 HORSE BARN**
Quality Structures
- 44 GUEST HOUSE**
Capler Homes
- 46 TREEHOUSE LODGE**
Greiner Buildings, Inc.
- 48 HORSE BARN**
M & Z Builders LLC
- 50 WEICHERT EVENT BARN**
Stockade Buildings Inc.
- 52 GARAGE / WORKSHOP**
McElroy Metal

Managing Editor

Dan Brownell
dan@shieldwallmedia.com
715-952-1644

Editorial Staff

Karen Knapstein, Linda Schmid

Circulation/Subscriptions

Barb Prill
barb@shieldwallmedia.com
715-952-1682

Publisher/CEO

Gary Reichert
gary@shieldwallmedia.com
715-952-1657

Director of Events

Missy Beyer
missy@shieldwallmedia.com
715-350-6658
Fax: 1-715-227-8680

Executive/Advertising Assistant

Kathy Budsberg
kathy@shieldwallmedia.com

Advertising/Show Assistant

Cari Ullom
cari@shieldwallmedia.com

Graphic Designers

Tom Nelsen
Kevin Ulrich

Social Media Manager/Graphic Designer

Aaron Plautz

Fax: 1-715-304-3604

Rural Builder (ISSN: 0888-3025) (Volume 59, Issue 6) is published ten times per year (February, March, May, June, July, August, September, Annual, October and December) by Shield Wall Media LLC, 150 Depot St., Iola, WI 54945. Periodical postage paid at Iola, WI, and at additional mailing offices. Canadian Agreement Number: 40665675. POSTMASTER: Send address changes to Rural Builder, Barb Prill, PO BOX 255, Iola, WI 54945. Copyright 2024 Shield Wall Media LLC. Rural Builder and its logo are registered trademarks. Other names and logos referred to or displayed in editorial or advertising content may be trademarked or copyright. Rural Builder assumes no responsibility for unsolicited materials sent to it. Publisher and advertisers are not liable for typographical errors that may appear in prices or descriptions in advertisements. Mailed free to rural contractors and their suppliers throughout North America. Others may subscribe: \$29.98 for 1 year, \$55.98 for 2 years, and \$79.98 for 3 years in the U.S.; \$39.98 for 1 year, \$74.98 for 2 years in Canada.

INDEX OF ADVERTISERS

Company	Page #
AceClamp	49
Acu-Form	58
Advanced Architectural Sheet Metal & Supply ..	31
ASC Machine Tools Inc	56
ASCO USA, Inc.	56
ASTA America by Janus International	IFC
Aztec Washer Company	57
BECK America, Inc.	33
Capler Homes	CVR
Chief Buildings	41
Coil Spot	58
Direct Metals, Inc.	57
Dynamic Fastener	13
E-Impact Marketing LLC	47
EPDM Coatings	56
Everlast Roofing, Inc.	7, 56
FootingPad	39
Formwright	56
Golden Rule Fasteners	57
Gutterdome Manufacturing	58
Hixwood (SMSC)	CVR, 45
Janus International Group	11
Marion Manufacturing	57
Maze Nails	9
Metal Rollforming Systems	21
MFM Building Products	29
MWI Components	19, CVR
Perma-Column LLC	3, 57
Pine Hill Trailers	56
Planet Saver Industries / GreenPost	57
Plyco Corporation	23
Postsaver Europe Ltd	58
Powerlift Doors	43
Red Dot Products, LLC	57
Richland Laminated Columns	17
rFOIL Reflective Insulation	49, 56
Ridgeline Structural Systems, Inc	CVR
Rigidply Rafters	35
S-5!	37
Schweiss Doors	58
Shed Windows and More	BC
Starwood Rafters	51
SteelGrip SAMM, Inc.	57
Stockade Buildings	CVR, 58
Storage Xpress Corp	56
Structural Insulated Panel Association	CVR
Triangle Fastener Corporation	25
United Steel Supply	58, CVR
Wick Buildings	27



42



46



52

DEPARTMENTS

Editor's Note	3
Product Profiles	53
Business Connections	56

FOLLOW US AT:

ruralbuildermagazine.com



CONTACT THE EDITOR AT:

dan@shieldwallmedia.com

**GO TO PAGE 15 TO
SUBSCRIBE
TO MORE
FREE MAGAZINES**



YOUR PRIVACY IS IMPORTANT TO US

Unrelated third parties often attempt to sell mailing lists for what they say are our publications. You can be assured that WE DO NOT, HAVE NOT, AND WILL NOT EVER SELL OUR SUBSCRIBER LISTS. We will also NOT sell the attendee or exhibitor lists from our shows. We do provide attendee lists to the exhibitors free of charge and as a courtesy for their support, but we NEVER provide this or any other information to independent vendors.

Gary Reichert,
Publisher, Shield Wall Media



Garage

BLUNIER BUILDERS

<https://blunierbuilders.com>

LOCATION:
Illinois

TYPE:
Post-frame

SIZE:
28'x40'x14'

ROOF PITCH:
6/12, 10/12

FOUNDATION:
Concrete slab

TRUSSES:
Central Illinois Trusses

ROOF PANELS:
McElroy Max-Rib

WALL PANELS:
McElroy Max-Rib

FASTENERS:
SFS #9 Woodgrip

WALK DOORS:
Plyco 20 Series walk door

POSTS:
Blunier Builders 2"x6"
laminated posts

WINDOWS:
A.J. Manufacturing,
Harmony sliding windows

VENTILATION:
Direct Metals Inc. Versa
Vent

INSULATION:
John Mansfield, R19 batt
insulation


This attractive garage features modern steel siding and roof panels but evokes a traditional barn with its bright red sides, white doors, gambrel roof design, cupola, weathervane, and pointed hay hood at the peak, which makes it blend in perfectly with its farm setting.



BOARD & BATTEN

COIL

DESIGNED TO IMPRESS. BUILT TO LAST.

-  FULL COILS AVAILABLE
-  40 YEAR WARRANTY
-  26 GAUGE NEXGEN QUARTZ FINISH
-  DURABLE PAINT SYSTEM
-  16 STANDARD COLOR OPTIONS
4 PRINT OPTIONS
-  HIGH CORROSION RESISTANCE
-  LOW MAINTENANCE
-  ENVIRONMENTALLY FRIENDLY
-  CLASS A FIRE RATING



BOARD & BATTEN COIL

COIL WIDTH	13.5"
GAUGE	26 Gauge
SUBSTRATE	AZM® or Galvalume
LF WEIGHT LENGTH	0.84# 1,000 LF



Crafted for durability and style, our Board & Batten Coil is the perfect choice for creating high-quality siding that stands the test of time. With superior weather resistance and a wide range of color options, this coil ensures a flawless, long-lasting appearance for any project. Whether facing harsh climates or everyday wear, metal board and batten siding stands strong, safeguarding your home for generations.

EVERLASTROOFING.COM | 888.339.0059



Barn Wedding Venue

TROYER POST BUILDINGS

<https://troyerpostbuildings.com>

TYPE:
Monitor Pole Barn

BUILDING SPECS:
Greg James Designs

ROOF PITCH:
4/12

ROOF PANELS:
Summertown Metals, 29ga ag metal panel, Midnight Frost

FASTENERS:
Levi's Building Components, Fastgrip #10 Hi-Lo 1.5" screws

POSTS:
Free State Lumber, 6"x6" CCA-treated posts

TRUSSES:
Buffalo River Truss steel gable trusses

This monitor pole barn building blends perfectly into a rural agricultural setting but is designed to host weddings and other large formal events.





NAIL IT RIGHT EVERY TIME



Maze Premium Post Frame Nails




RB
Gold Key
of Excellence
Award Winner



**RUBBER
WASHER NAILS**



**HARDENED POST &
FRAMING NAILS**



**STORMGUARD® POST
& FRAMING NAILS**



**STORMGUARD®
JOIST HANGER NAILS**



1.800.435.5949 | mazenails.com



Hobby Shop

WITT CONSTRUCTION

www.wittsd.com

BUILDING MANUFACTURER:

Wick Buildings

ARCHITECT:

Wick Buildings

CONTRACTORS:

Witt Construction

SIZE:

40'x64'x16'

ROOF PITCH:

3/12

FOUNDATION:

Thickened-edge floating slab

TRUSSES:

Wick Buildings, 3-ply laminated 2'x6'

ROOF PANELS:

Wick Buildings steel, textured, black 29ga

WALL PANELS:

Wick Buildings steel textured, linen 29ga

OVERHEAD DOORS:

Midland Door Solutions, TF-II insulated steel flush panel with long plain windows in black

WALK DOORS:

A.J. Manufacturing, half glass in black

POSTS:

Wick Buildings

WINDOWS:

A.J. Manufacturing, 4'x3' sliding windows in black with black trim

VENTILATION:

Marco Industries profile vent to match Wick profile

INSULATION:

Flash and batt walls; cellulose in attic

The owner wanted a small retirement shop with room to do his woodworking projects in the back and mechanical tinkering in the front.





CLUCK YEAH, THAT'S A NICE DOOR.



NO FUSS. NO MUSS. JUST SOLID DOORS THAT DO THEIR JOB.

Tough and low-maintenance—our commercial-grade roll-up doors are built for barns, sheds, and rural buildings to keep feed dry, gear secure, and the farm moving. Available in multiple sizes and colors.

JanusIntl.com



When it comes to farm-ready performance, we don't wing it—
we deliver the real deal. Scan to learn more.



SIP & Post-Frame Warehouse

SIPA (STRUCTURAL INSULATED PANEL ASSOCIATION)

www.sips.org

SIZE:

88'x385'x20' warehouse and shop / 100'x40'x12' office / 29'x8'x12' office bump-out

STRUCTURAL ENGINEERING:

Energy Panel Structures, Inc. (EPS Buildings)

ROOF PITCH:

3/12

FOUNDATION:

Schoelerman Contracting, concrete footing with stem wall

TRUSSES:

Energy Panel Structures, Inc. (EPS Buildings) 88' clear span / 100' clear span / 29' clear span, wood with metal gusset plates, Alpine design and plates

ROOF PANELS:

Energy Panel Structures, Inc. (EPS Buildings) G100 29ga roll formed exposed fastener

WALL PANELS:

Energy Panel Structures, Inc. (EPS Buildings)

FASTENERS:

SFS Woodgrip HiLo screws / Paslode gun nails

OVERHEAD DOORS:

Midland Thermal Guard 3" R-26

WALK DOORS:

Plyco 92 Series

POSTS:

Energy Panel Structures, Inc. (EPS Buildings) nail laminated columns

VENTILATION:

MWI Components soffit panels / Marco LP2 vented ridge closures

INSULATION:

Insulfoam 1# expanded polystyrene wall insulation R-33 / cellulose attic insulation R-50

This warehouse project involved the construction of a multifunctional facility to house all agronomy operations for Pro Cooperative, including a service shop, liquid fertilizer storage, a seed warehouse, a 24-hour load bay, and office space.

Faced with a tight deadline to meet the spring application season, the decision to use SIPs construction proved crucial. SIPs allowed for rapid construction even during the challenging winter months. Furthermore, the pre-finished FRP panels significantly accelerated the project timeline, enabling pipefitters and automation specialists to commence their work concurrently with the building's erection. This expedited construction was essential to ensure the liquid fertilizer portion of the project was operational in time for the critical spring application season.

DYNAMIC FASTENER

Everything for the Metal Builder & Roofer®



You supply the crew.
We'll supply the rest.®



CALL 800-821-5448 or Order Online @ DYNAMICFASTENER.COM
Call for your Free Full Color 140 Pg. Hand Guide. Better yet, call us for your next tool or fastener requirement. Discover for yourself why your peers enjoy doing business with our company!



Garage

SUPERIOR METAL STRUCTURES & CONCRETE

www.superiormsc.com

LOCATION:

North Carolina

TYPE:

Cold-formed steel framing

SIZE:

30'x49'x16' with two
14'x49'x12' lean-to's

ROOF PITCH:

4/12

FOUNDATION:

Concrete slab

TRUSSES:

Superior Metal Structures &
Concrete

ROOF PANELS:

Superior Metal Structures &
Concrete manufactured in house
from United Steel Supply coils

WALL PANELS:

Superior Metal Structures & Concrete
manufactured in house from United
Steel Supply coils

FASTENERS:

ST Fasteners

OVERHEAD DOORS:

Trac-Rite

WALK DOORS:

Blevins Elixir

POSTS:

Triad Corrugated Metal

WINDOWS:

Blevins Lippert 9700 Series


INSULATION:

Silvercote R10 Insulation

The building is used to store farm equipment, and the owner uses the lean-to's to spend time outside under the shade and enjoy the breeze. We manufacture and install all our structures from the ground up. We use clear-coat square tubing and metal panels with a lifetime warranty. Our buildings are fully insulated with Silvercote 3" thick R10 insulation, and the framing is built with an engineered, welded double truss that gives customers more overhead room.



SUBSCRIBE NOW!



BuildMyBarndo.com, a website dedicated to people considering building a barndominium.

Shield Wall Media brands are dedicated to serving the information needs of construction professionals.



SUBSCRIBE ONLINE: shieldwallmedia.com/subscribe or fill out & mail form below.



FREE 3-YEAR SUBSCRIPTIONS!

1. Please check one or more boxes, sign & date:

I wish to receive: Metal Roofing Plain Builder Metal Builder Rural Builder
 Frame Building News Rollforming Roofing Elements BuildMyBarndo.com (digital only)

Signature (REQUIRED): _____ Date: _____

Print Name: _____

Company: _____

Address: _____

City/State/Zip: _____

Phone or Email (REQUIRED): _____

Check this box if you wish to receive the email newsletter associated with the magazine subscription(s) above.

2. Choose which title applies:
 President/Vice President
 Principle/Shareholder
 Sales Manager or Rep
 Foreman/Crew Manager
 Engineer/Architect
 Other: _____

3. Describe your business:
 Builder/Contractor
 Dealer/Distributor
 Manufacturer
 Engineer/Architect
 Other: _____

I would like to receive my subscription:
 By Mail
 Digitally

SWM2025

4. Please check all of the types of building or manufacturing you are involved with:

Post Frame Residential Metal Roofing Rollforming
 Metal Frame Commercial Trusses/Columns Trim & Flashings
 Fabric Equine Foundations Insulation/
 Agricultural Roofing Gutters/Snow Retention Moisture Control



MAIL TO:
 Shield Wall Media
 ATTN: Barb Prill
 PO Box 255, Iola, WI 54945



Horse Barn / Hobby Shop / Office

COVER'S CONSTRUCTION, LLC

www.coversconstruction.com

TYPE:

Post-frame

CONTRACTOR:

Cover's Construction, LLC

MANUFACTURER:

Delta Metals

SIZE:

40'x63'x12'

ROOF PITCH:

4/12, scissor trusses

FOUNDATION:

Cover's Construction, posts buried

TRUSSES:

Midwest Truss, clear span

POSTS:

Midwest Truss, 3-ply 2"x6" columns

ROOF PANELS:

Max Rib, Delta Metals

WALL PANELS:

Max Rib, Delta Metals

OVERHEAD DOORS:

Clopay

WALK DOORS:

Plyco Series 32

WINDOWS:

Plyco Victory

This versatile, multiuse post-frame building functions as a horse barn, hobby shop, and office. The 40'x63'x12' structure features a 24" overhang all around, a 10'x63' cantilevered porch on back, and a 6'x25' porch on the front.






*Call Today for Nearest
Distributor, Wholesale Only*


“Your One Stop Pole Shop”

- Manufacturer of Quality Glulam Poles, Nail-Lam Poles, Perma-Columns and GreenPost Polyethylene Wrapped Poles.
- Distributor of Sturdi-Wall Brackets, Post Protectors and The Footing Pad.
- 3-Ply, 4-Ply, 2+6, 2+8 • 100% Treated or Non Treated and Larger Size Poles Available
- Superior Treatment • #1SYP Lumber • 30% Stronger than 6x6 solid

*Thank you
for your
business!*



We are now
manufacturing the
Green Post!



8252 Greenwich, Ohio 44837
Phone: 419-895-0036
Fax: 419-895-0062





Barndominium

KEYSTONE CONSTRUCTION LLC

<https://keystonepostframes.com>

ROOF PITCH:

10/12

OVERHEAD DOORS:

Two 12'x10' HAAS model 660;
one 1'x10' HAAS model 660

WALK DOORS:

ProVia Legacy Series for all side/garage man doors. The double front doors were custom-made by the customer

WALL PANELS:

James Hardie board and batten siding

ROOF PANELS:

McElroy 29ga Max-Rib panel

FASTENERS:

SFS WoodMAC screws

POSTS:

Rigidply Rafters 4-ply 2"x6", 4 ply 2"x8"

POST PROTECTORS:

All posts were sleeved with Post Protectors

TRUSSES:

Stark Truss - 24' 10/12 pitch, 24' 10/12 pitch scissor truss, 40' 9/12 attic truss

WINDOWS:

ProVia Endure series. Various sizes, mostly 3'x5'.

This is a 24'x72'x20' barndominium with two 18'x76'x9' enclosed lean-to's for a total of 4,464 sq. ft. in the home, with an additional 510 sq. ft. under porch. The middle section boasts 20' eaves with a scissor truss for a total vault of 24' on the inside. The back half of the middle section has a second-floor system with a balcony. It's connected via porch to a 40'x40'x12' garage with attic trusses for a fun entertainment room when the owners have people over in their pool.





THE CUPOLA THAT DOES MORE.

Accessing your 36" cupola just got a serious upgrade. Our Cupola Access Window is designed with both convenience and safety in mind, so getting into your cupola is no longer a hassle.

36" CUPOLA ACCESS WINDOW

- › Slide-Out Removable Window for Quick Access
- › Tool-Free Thumb Screws with Lock Nuts
- › Reinforced Frame-Embedded Stiffeners
- › Premium Sealing Keeps Out Water & Pests
- › Access Window is assembled & Shipped with the 36" Cupola DIY Kit.
- › Over 100 Color Options + Crinkle Finish Available



800-360-6467





Office Building

RIDGELINE STRUCTURAL SYSTEMS


www.ridgelinestructural.com

TYPE: Wood/steel-frame hybrid	FOUNDATION: Jess Tools Bell Auger System, concrete	WALK DOORS: ProVia Legacy 20ga smooth steel
SIZE: 72'x56'x14'	POSTS: Richland Laminated Columns, glulam endwall columns	WINDOWS: ProVia Endure Series 609
ARCHITECT: Ridgeline Structural Systems	TRUSSES: WeCover Structures, open web steel trusses	VENTILATION: Armstrong 96% 70,000 BTU forced-air system
ENGINEER: Brent Leatherman, P.E. S.E.	ROOF PANELS: Ramco Supply, Black R-panel w/ Crinkle finish	INSULATION: Silvercote R25 8" single layer long tab banding system w/R-7 rigid board insulation
CONTRACTOR: Wes Metzger Construction	WALL PANELS: Ramco Supply, Grey RX-4 panel w/ Crinkle finish	OTHER FEATURES: Kitchen Cabinets by Cardell Designer Collection Custom-installed manufactured stone Custom-designed wood and metal entry door awnings
BUILDER: Yager Construction	FASTENERS: Standard Steel Fasteners	
BUILDING MANUFACTURER: WeCover Structures		
ROOF PITCH: 4/12		



This building serves as the headquarters for Ridgeline Structural Systems, providing office space as well as storage for supplies and equipment. The project was phase 1 of a 3-phase complex that will offer dual office and warehouse spaces for rent to service business or light industrial use.

The building combines steel-frame construction with post-frame construction to provide a long-lasting economical solution for our business needs. The steel truss with horizontal tie allowed for sidewall steel columns that fit within the wall cavity and this unique design made for easy finishing of the interior.



Panel Rollformers

Titan, Signature & Patriot

Trim Rollformers

Single & Multi Profiles

Slitting Lines

Stand Alone, Cut to Length, & Slit to Recoil

Decoilers, Upenders, Shears

and much more!

**Industry Leading Quality
Unrivaled Service**



A 30 YEAR HERITAGE



888.284.6794 | www.mrsrollform.com
info@mrsrollform.com
 4511 N Freya St. | Spokane, WA 99217





Home

TRUE METAL SUPPLY

www.truemetalsupply.com

LOCATION:

Georgia

BUILDER:

Price Construction

VENTILATION:

SpeedLap black steel soffit

SEALANT:

Geocel Metal roofing sealant

ROOF PANELS:

True Metal Supply black Tuff-Rib through-fastened metal panels

WALL PANELS:

True Metal Supply white Tuff-Rib through-fastened metal panels

COIL COATING:


Sherman Williams WeatherXL Coil Coating

FASTENERS:

Atlas Bolt & Screw WoodUltimate® fasteners



This home in Georgia stands out with its bold contrast of black Tuff-Rib through-fastened metal roofing and white Tuff-Rib through-fastened metal siding, a testament to both modern design and lasting durability. Expertly installed by Price Construction, this project showcases meticulous craftsmanship, with every panel precisely placed for a flawless finish. Manufactured and supplied by True Metal Supply, the metal panels are coated in Sherwin-Williams' WeatherXL, ensuring superior resistance to the elements while maintaining a sleek, long-lasting appearance. Beyond its striking aesthetic, this home is built to perform. The SpeedLap Steel Soffit system provides clean, efficient venting, while WoodUltimate® fasteners from Atlas Bolt & Screw ensure a secure, high-strength hold that stands the test of time. With expert craftsmanship and top-tier materials working together, this project proves that durability and design don't have to be a tradeoff — they can go hand-in-hand to create something exceptional.



.24

Series 92

**Total Opening U-Value -
NFRC 100**

- 11 smooth & 5 new textured color panels and 5 base frame colors available for a stylish look on any building
- Quality, 24 Gauge Everlast steel panels with 1 3/4" thick fully-rolled edges
- New sidelite door system available in the 92 series
- Wide range of lite kits and hardware options



DESIGNER

Series

AVAILABLE IN SERIES 20 & 92



PLYCOTM
CORPORATION



800.558.5895 • plyco.com



Multipurpose Horse & Cattle Building

VAP CONSTRUCTION, INC.

www.vapconstruction.com

LOCATION:

Kansas

TYPE:

Post-frame

SIZE:

40'x88'x18' with 20' lean-to's

ROOF PITCH:

4/12

FOUNDATION:

4' post holes with one bag of Sakrete in each hole with uplift cleats

TRUSSES:

Martin Metal 40' pre-engineered with 30 lb. snow load and 115 mph wind load on 4' centers

ROOF PANELS:

29ga Loc Plus Metal Charcoal panels

WALL PANELS:

29ga Loc Plus Metal Dark Red panels

FASTENERS:

Flat-Lok screws and Tree Island nails

OVERHEAD DOORS:

14'x14' Clopay insulated commercial sectional door, microgrooved ribbed steel, with commercial LiftMaster operator

WALK DOORS:

Plyco 3'x6'8"x2" white insulated upgraded steel

POSTS:

Martin Metal 4-ply 2"x6" nail and glulam with finger joints

VENTILATION:

Martin Metal vented soffit and vented closure strips

INSULATION:

Martin Metal reflective insulation in the roof, walls, and gables

This dual-purpose post-frame building in Kansas was constructed for a customer who raises cattle and also keeps horses. The 40'x88'x18' building also includes two 20' lean-to's on each side and is customized for both equine stalls and equine storage as well as cattle handling and calving. Vap Construction also did the concrete, overhead doors, insulation, and some other finish work.






APS500[®]

ADVANCED POLYMER SEALANT

APS500 seals tight and holds strong through the toughest conditions. It outperforms standard sealants and polyurethane caulks with superior adhesion and exceptional weather resistance.



Multiple colors available

MIAMI-DADE COUNTY APPROVED

Fast curing

Paintable

Available in a smooth or textured finish

Guns at -32° F

Bonds to steel, aluminum, PVC, concrete, stucco, brick, glass, and wood

APS 500
ADVANCED POLYMER SEALANT
 • Paintable • VOC Compliant • Fast Curing •
 • Guns at -32°F • Non-Yellowing • Over 100 Colors •
 Bonds to Steel, Aluminum

Check out our website!



www.trianglefastener.com | 800.486.1832
 30 locations to serve you nationwide!





Shouse

WICK BUILDINGS

www.wickbuildings.com

SIZE:

36'x55.5'x14'

ROOF PITCH:

Gambrel roof, 15/12 and 3/12

ROOF PANELS:

Wick 29ga

WALL PANELS:

Wick 29ga

OVERHEAD DOORS:

North Central Door, 10'x8',
12'x12', and 12'x8'

WALK DOORS:

A.J Manufacturing

WINDOWS:

A.J. Manufacturing, Harmony

TRUSSES:

Wick Buildings

COLUMNS:

Wick Buildings





This shouse (shop/house) features a porch gable with cedar-wrapped truss and columns. The upstairs is a single, wide-open family room, and the dormers are 8 feet wide to fit a full bay between trusses for extra light to overlook the lake. This gives the room a big feel.



Quality, Value & Service

Your customer expects the best from you.

You should expect the same from your building partner.

Join our team!

WICKBUILDINGS.COM 800-356-9682



Vacation Home

VERMONT FRAMES AND FOAM LAMINATES OF VERMONT

www.vermontframes.com & www.foamlaminates.com

LOCATION:

Vermont

BUILDER:

Jay Powers of East Wood Builders

DESIGNER:

Timberworks Architecture – modified Newport design

TYPE:

Timber frame and structural insulated panel hybrid

SIZE:

24'x36' center cape with two 28'x16' wings
5 bedrooms
3 baths

ROOF PITCH:

12/12

ROOF PANELS:

3,936 sf, 10.25" EPS structural insulated panels

WALL PANELS:

3,944 sf, 6.5" EPS structural insulated panels

TIMBER FRAME:

- Hand-cut mortise-and-tenon joinery
- Eastern white pine interior except for Douglas fir beams in the vaulted ceiling
- Douglas fir for exterior
- Eastern white pine tongue-and-groove ceiling boards

DOORS AND WINDOWS:

Pella

SIDING:

LP Smart Siding

ROOF:

Englert standing seam

SPECIAL FEATURES:

- Vaulted cathedral ceiling over great hall
- Fieldstone veneer for fireplace
- Woodstove insert in fireplace
- Quarter sawn oak flooring
- Oak tread stairs
- Exposed roof valley framing for gable dormers
- SIPs shipped with precut openings for doors, windows, and wire chases

INSULATION:

- Structural Insulation Panels (SIPs) form a continuous insulated envelope
- Wall R-value: R23
- Roof R-value: R37





This is a getaway located in Vermont that would become the primary residence for the homeowner. The home was designed to suit a desire for the energy efficiency of structural insulated panels combined with the refined look and durability of exposed timber frame. It is tucked away in the foothills of Haystack and Hogback Mountains with a gorgeous view of the valley to the south.

The Newport design from Timberworks Architecture was modified to include changes such as a vaulted ceiling great room, increased floor area, and exposed Douglas fir exterior trusses. Vermont Frames and Foam Laminates of Vermont worked with Jay Powers of East Wood Builders and the homeowner to design and install the timber frames and structural insulated panels (SIPs). SIPs were fabricated in the Foam Laminates of Vermont shop with pre-cut openings for windows, doors, and wire chases for the electrician, which shortened timeline to completion.

The final result is an energy efficient getaway sporting an updated rustic lodge feel combined with modern amenities, all set in a rural paradise.



PROTECTION UNDER ONE ROOF.

ROOF DECK TAPE®

SELF-ADHERING SEAM TAPE

Easy-to-use **ROOF DECK TAPE®** is a 40-mil, self-adhering waterproofing tape composed of a non-slip film coated with an aggressive asphalt-based adhesive system. Simply cut to length, peel off the release liner and roll with a hand roller for instant protection from water, air and moisture entering the structure.



Watch the application video.

ROOF DECK TAPE® Features

- Aggressively adheres to plywood, OSB, foam board and other common roof deck materials
- Textured surface for excellent foot traction
- Self-seals around common roofing fasteners

Visit mfmbp.com for or call 800.882.7663 today.

mfm® BUILDING PRODUCTS CORP.





Barndominium

PREMIUM BUILT STRUCTURES

www.premiumbuilt.ca

TYPE:
Post-frame

ROOF PITCH:
4/12

DOOR:
Forma Steel, 29ga FC-36

POSTS:
Structural Truss Systems

TRUSSES:
Timber Wolf Truss

WINDOWS:
All Weather Windows

We designed and constructed this beautiful barndominium for our customers in Alberta. It consists of two intersecting builds for a unique living layout of 36'x35'x10' and 20'x45'x10'. It provides a spacious residential footprint of 2,160 square feet. The large garage works off the residential space with a footprint of 30'x50'x16' and provides 1,500 square feet of storage.

The roof and metal trim accents are in black with a bright white exterior wall finish. The porch posts and lean-to posts are capped in a light pine wood-grained metal. The soffits under the porches are also accented with the light pine wood-grained metal.





ADVANCED ARCHITECTURAL

SHEET METAL & SUPPLY

We service your needs with consistent quality, workmanship and knowledge

It's part of the reason customers come back to us time after time.

Maximize your profits by decreasing your inventory.

Reduce man hours - let us fabricate, you install.

98% of our American-made products are made-to-order and are manufactured inhouse. Our products are made from domestic metal and custom crafted to your specifications.

Contact us today to see how we can streamline your process and maximize your profits!

(231) 861-0050 | info@advarchsm.com | www.advarchsm.com





Hangar Home Barndo

OLYMPIC BUILDINGS

www.olympic-buildings.ca

TYPE:

Post-frame and conventional-frame hybrid

SIZE:

4,689 sq. ft.

DOOR:

Diamond Door

TRUSSES:

All-Fab

ROOF PANELS:

Domtek Pro-Lock 26ga

WALL PANELS:

Domtek 7/8 corrugated 26ga + Pro-Rib 28ga

FASTENERS:

Domtek #10 TRU-GRIP Type 17 HiLo screws

POSTS:

All-Fab / 3-ply 2"x8 "1950MSR laminated posts

WINDOWS:

All Weather At Home

INSULATION:

R28 fiberglass batt walls / R60 cellulose blown-in attic

The owner originally came in with a building concept with the eaves of the building kicking up to resemble a plane or bird wings, but this wasn't a good design for water drainage or structurally, so we worked together on changing it to something that made more sense both economically and practically, while keeping the footprint and layout almost the same. Ed Unrau with Olympic Buildings spent many hours working





with the client on concept and design. The home is unique in that it is built adjacent to an airport giving the owners the luxury of taxing their aircraft right from their front door.

The final building is a post-frame/conventional-frame hybrid structure that includes a hangar featuring a pilot's lounge, workshop, office/flight plan room, three-car garage, and an open-concept two-bedroom residence with futuristic appliances and wraparound deck.



SCRAIL®
A BECK brand

SCRAIL® - FOR THE FASTEST FINISH

Stay ahead of the competition with the speed and efficiency of SCRAIL®. Explore more at www.beck-fastening.com

BECK 120
Beyond Fastening 120 YEARS
BECK-FASTENING.COM

BECK AMERICA INC.
800-239-8665

SCRAIL® IS A REGISTERED TRADEMARK OF RAIMUND BECK GMBH.



Residential Garage and Shop

POLE BARNS DIRECT

www.polebarnsdirect.com

SIZE:

44'x28'x10' wing; 64'x64'x14' wing; and 6'x16'x9'6" lean-to

ROOF PITCH:

4/12

FOUNDATION:

Poured concrete footers under each post

TRUSSES:

Engineered wood trusses from Dutchcraft Truss & Component

ROOF PANELS:

Premier Metal 28ga Weather XL in black

WALL PANELS:

Premier Metal 28ga Weather XL in light gray (trims in charcoal)

FASTENERS:

Color-matched ZXL screws

OVERHEAD DOORS:

12'x12', 9'x8', 16'x8' CHI insulated overhead doors

WALK DOORS:

ThermaTru 6-panel, 9-light fiberglass entry doors

POSTS:

6"x6" treated posts

WINDOWS:

Alside windows – 3'x4' single hung vinyl windows, black exterior with white interior; 6'x2' fixed transom vinyl windows, black exterior with white interior

VENTILATION:

Vented ridge and vented soffit supplied by Premier Metals as part of roofing and siding package

INSULATION:

Closed cell spray foam

VAPOR BARRIER:

Infinity Shield single-bubble vapor barrier under roof steel, supplied by MWI Components

CUPOLAS:

Three 36" MWI louvered cupolas with horse and eagle weathervanes

STONE WAINSCOT AND COLUMNS:

Rock Solid Cut Stone & Supply

INTERIOR WALL & CEILING LINER:

29ga Premier Metal in light gray

GUTTERS AND DOWNSPOUTS:

Aluminum 5" gutters with 3"x4" downspouts

SNOW GUARDS:

Supplied by Premier Metals as part of roofing and siding package



This garage and shop building was constructed in conjunction with the owner's new home and designed to complement the look of the house. The smaller front wing will be used for extra vehicle parking and a workshop area, with the larger section in the back to be space for the family's RV and lawn equipment, as well as an area set up for dog training.



RIGIDPLY.COM
717.866.6581



Wellness Center Barndo

S-5!

www.S-5.com

TYPE:
Red Iron/PEMB

MANUFACTURER:
ETAS

SIZE:
3,200 sq. ft.

ROOF PITCH:
3:12; 4:12; and 7:12

FOUNDATION:
Concrete slab on grade

ROOF PANELS:
ETAS R Panel

WALL PANELS:
ETAS R Panel

OVERHEAD DOORS:
Amarr Vista

WALK DOORS:
Mahogany Contemporary

WINDOWS:
WinTek

SNOW GUARDS:
S-5! ColorGard 2.0



BrookHouse, a unique barndominium in Colorado Springs, Colorado, offers more than just event space — it serves as a model for integrated rural living and sustainable design. Located on the west end of the property are two fully equipped short-term vacation rentals. Each features a private entrance, bedroom, bathroom, and kitchenette.

On the south side, a private entrance opens to an Integrative Wellness Center that provides advanced BioScan health assessments and personalized supplement protocols based on European research and holistic care practices.

Built into the north hillside, the barndominium takes advantage of natural earth berming to regulate interior temperatures year-round. Passive solar design maximizes winter warmth, with generous southern windows heating the epoxy floor's thermal mass.

A sunroom on the east side features an



overhead door that welcomes the morning light and houses a therapeutic mineral soak with ozone filtration, used in wellness treatments. The space also supports a working aquaponics and aeroponics system producing leafy greens, herbs, tomatoes, and tilapia. Designed as a prototype, this system is slated for deployment in Ghana to assist rural communities in developing sustainable food sources. The barndominium is topped with a sleek black metal roof, including a snow guard system designed and engineered to reduce the risk of rooftop avalanches.





Wondering how
ColorGard® 2.0
transformed this dream home?



MADE IN USA

explore our exclusive
CASE STUDY



SCAN THE QR CODE or visit go.s-5.com/barndo



“Bear” Timberframe Home

MID-ATLANTIC TIMBERFRAMES

www.matflc.com

LOCATION:
Pennsylvania

SIZE:
7,000 sq. ft.

DRAFTING AND DESIGN:
Meridad Designs,
Harrisburg, Pennsylvania

BUILDER:
Haas Creative Carpentry, LLC,
Elliottsburg, Pennsylvania

FRAMING:
Mid-Atlantic Timberframes,
Paradise, Pennsylvania

METAL ROOF:
Cumberland Supply, LLC

SIDING:
LP Smartside

STONE VENEER:
Brandywine Quarries,
Lancaster, Pennsylvania

PATIO DOORS:
Anderson

HINGED DOORS:
ThermaTru

FRONT DOOR:
Custom by Coyle Lumber
and Millwork, Inc.


GARAGE DOORS:
Clopay Door, Liftmaster Openers

WINDOWS:
Anderson

PHOTOGRAPHY:
Jana Bannan Photography,
Kennett Square, Pennsylvania

When a husband and wife set out to create a grand home among the Appalachian ridges of Pennsylvania, they first bought the ideal land and, 18 years later, they had planned and saved enough to build their mountain home in the rustic landscape. The couple entrusted their build to Haas Creative Carpentry in nearby Elliottsburg. After reviewing the couple's goals and their existing architectural plans with sister firm Meridad Designs, they decided to throw away the old plans and build new in a big way.

The couple envisioned a mountain-style, conventionally framed home with a massive timber frame great room, and more timber features throughout the interior and exterior, to reflect the rustic surroundings. The great room alone would account for 1,800 of the footprint's total 7,000 square feet, standing 36 feet tall from floor to ceiling peak. They wanted large



timbers throughout, including 16"x16" exterior posts, 12"x12" interior posts, and 12"x16" ceiling beams. This timber design statement also tied into the rest of the conventional design.

Nearly every Haas Creative Carpentry project had included signature timber framing up to that point — but not the size and amount of timber this design called for. "Everything in the house is custom," said Haas. "The exterior walls would already be in place before the timber could be erected. The timber company we used previously had done nothing of that scale."

Haas enlisted the help of Mid-Atlantic Timberframes (MATF) in Lancaster County, Pennsylvania, to complete this challenging project. "They have state-of-the-art equipment and had experience with much bigger jobs than what ours called for. My clients felt comfortable with their people, and they helped make our design work. They were more suited for the scale of the project," said Haas.

Integrating timber framing within a conventional frame building is a unique challenge. "If everything was timber frame, it would be one thing," said Samuel Fisher, MATF's on-site foreman. "But hybrid construction that incorporates timber framing in numerous portions of the house requires additional expertise and an eye for the interplay between bold wood elements and more subtle home features."

The timber used was free-of-heart Douglas fir, meaning it doesn't have the center of the tree in the timber unit. This prevents most of the checking and cracking that is commonly seen in timber. The few checks or cracks that do emerge become part of the timber's unique character.

The home's three bedrooms, three bathrooms, and two half baths — all with timber frame barrel vault or tray ceilings — are part of the big-sky charm. Visitors are greeted by large stones flanking the driveway and a signature timber framed porch. Once inside, the great room earns its name. A life-sized bear, carved from two white cedar trees, looks on from the gallery level. Light fixtures expand the

already large cathedral ceiling while also highlighting focal points like the bar seating, floating staircase, and of course, the bear. These elements continue as visitors step outside to the back patio, which features a 35'x20' timber frame porch resting on 16'x16' tapered timber columns. The pool and landscaping are completed by an outdoor kitchen with timber frame accents.

FOOTINGPAD®
POST FOOTINGS

**SAVE TIME, LABOR,
AND HASSLE**
COMPARED TO CONCRETE

FootingPad® footings are engineered using a fiber-reinforced composite that is exceptionally strong, lightweight, and superior to concrete.

- Complete jobs faster, more easily, and generate more profit.
- Five sizes are available for use with most post types in below-grade applications.

Perfect for decks, post frame buildings, and other post-supported structures.

ICC
ES
ESR-2147

Visit FootingPad.com
or call 800-522-2426



Timber-Frame Boston Barn

PEQUEA

<https://pequea.net>

CONTRACTORS:

Horizon Structures

SIZE:

22'x36'

FOUNDATION:

Block foundation with stem concrete floor

ROOF PITCH:

8/12

ROOF SHINGLES:

GAF HDZ Timberline shingles

WALL SIDING:

1"x10" tongue-and-groove pine

DOORS:

Sliding barn doors by J&N Structures

WINDOWS:

ProVia Endure Series

This stunning timber-frame barn is a work of art featuring heavy timber beams masterfully assembled to create an attractive, yet sturdy and practical barn. The light natural wood finish in the interior along with the large windows makes it bright airy. The dark board and batten exterior creates a traditional look that blends into the landscape.





800-845-1767
chiefbuildings.com

When it comes to designing and manufacturing custom-engineered metal building systems, we have the experience and expertise to bring your vision to life.

16X GOLD KEY
AWARD WINNER



Horse Barn

QUALITY STRUCTURES

www.QualityStructures.com

LOCATION:

Kansas

TYPE:

Plypost-frame

SIZE:

18'x28'x12'

ROOF PITCH:

4/12

FOUNDATION:

Concrete by DJ Concrete

ROOF PANELS:

Quality Structures

WALL PANELS:

Quality Structures

OVERHEAD DOORS:

Amarr Entrematic

WALK DOORS:

MidAm Building Supply, 3'x6'8" six-panel fiberglass with 4-9/16" jamb, double-bore entry

POSTS:

Midwest Columns

WINDOWS:

VinylMax: 3'x3' single-hung insulated, white, with Low-E

CUPOLA:

Sheet Metal Designs

WAINSCOTING:

Quality Structures

TRUSSES:

Parker Truss

SLIDING DOORS:

10'x12' split sliding doors on endwall

Plyco 4'x8' single sliding door on end wall and sidewall

Quality Structures recently completed a custom post-frame building designed to provide comfortable accommodations





for miniature horses, ample storage space, and a cozy porch perfect for relaxation. The structure features a dedicated equine area with easy-to-clean flooring, proper ventilation, and durable materials to ensure their comfort and well-being. A well-planned storage section offers ample room for tack, feed, and equipment, keeping everything neatly organized and easily accessible.

The highlight of this custom build is the inviting front porch, a perfect spot to relax after caring for the horses. Whether enjoying a peaceful view or entertaining guests, this charming addition transforms the structure into more than just a functional space — it's a retreat. With its efficient design, attention to detail, and lasting quality, this structure beautifully combines practicality and relaxation. Built to endure for generations, it's a harmonious blend of durability, functionality, and charm.



POWERLIFT[®]
Hydraulic Doors

www.powerliftdoors.com





Guest House

CAPLER HOMES

<https://caplerhomes.com>

LOCATION:

Virginia

SIZE:

1,375 sq. ft.

ROOF PITCH:

12/12

FOUNDATION:

Advanced Concrete Foundations,
10" CIP concrete foundation

TRUSSES:

Capler Homes, 2"x12" rafters

ROOF PANELS:

Englert standing seam, installed
by Baber Enterprises

WALLS:

2"x6" construction and
Weyerhaeuser Tall Wall system

SIDING:

Atlantic Reclaimed Lumber

FRAMING & SIDING INSTALL:

Capler Homes

FASTENERS:

Simpson Strong-Tie

OVERHEAD DOORS:

Clopay, installed by Valley
Garage Doors

WALK DOORS:

Anderson E Series

VENTILATION:

Trane

INSULATION:

Open cell foam

Introducing "Art & Soul": A Unique Guest House in Virginia

Nestled in the stunning landscapes of Virginia, the newly completed guest house "Art & Soul" stands as a testament to the harmonious blend of traditional and contemporary design elements. Drawing inspiration from the rich, rustic charm of the log cabin that serves as the main home, this guest house brings to life the nostalgia of an era where old, weathered barns dotted the mountainous terrain.

A Nod to History: Exterior Design

Embracing the iconic aesthetic of bygone cabin life, the exterior of "Art & Soul" captures the essence of a time when every mountain home was accompanied by a timeless barn. Carefully selected materials and finishes have been employed to establish an authentic weathered look, offering a warm, historic vibe that pays homage to its natural surroundings. This rustic appearance not only respects tradition but



also seamlessly integrates with the natural beauty of Virginia, ensuring “Art & Soul” feels both timeless and grounded.

A Contemporary Haven: Interior Spaces

Stepping inside “Art & Soul,” you are immediately welcomed by a striking contrast to its exterior. Here, contemporary design reigns supreme, crafted to serve as a dynamic gallery space as much as a home. The owners, passionate art enthusiasts, envisioned an interior that would double as a canvas for both displaying fine art and inspiring creativity in themselves and their guests. Every room has been thoughtfully curated to foster artistic exploration while maintaining a clean, modern aesthetic. Open spaces, minimalist decor, and strategic lighting work in concert to create a sophisticated ambience that encourages reflection and innovation. This unique blend of modern design elements not only supports the display of art but also encourages guests to engage with the creative process themselves.

Crafting Inspiration: The Heart of “Art & Soul”

More than just a dwelling, “Art & Soul” is designed to be a source of inspiration — a space where art and creativity meet the tranquility and beauty of the natural world. Whether it’s the tranquil sounds of the surrounding wilderness or the bespoke gallery-like interiors, every element of “Art & Soul” is intended to ignite the imagination of its inhabitants. In creating “Art & Soul,” the goal was more than just construction; it was about crafting an environment that inspires and elevates the everyday experience of its visitors. This masterpiece in Virginia now stands not only as a shelter but as a monument to creativity and artistic living. Embrace the allure of “Art & Soul” and discover a space where the spirit of art and the essence of soul meet harmoniously, waiting to inspire you.



QUALITY COILS... DELIVERED






Call us for all your slit
and blank coil needs!

715-644-0765

HIXWOOD.COM



Treehouse Lodge

GREINER BUILDINGS, INC.

<https://greinerbuildings.com>

LOCATION:

Iowa

TYPE:

Post-frame

SIZE:

14'x20'x10'

ROOF PITCH:

3/12

ROOF PANELS:

JMac Quad 26G, Onyx

WALL PANELS:

JMac Quad 26G, Onyx

DOORS:

Plyco 92 Series, 22"x60" full view, smooth, Onyx

WINDOWS:


Windsor NDP, Black

Greiner Buildings, Inc. constructed this treehouse for Calyx Creek Lavendar & Lodging, where guests can book a stay at an Iowa lavender farm and even participate in classes and events. Greiner Buildings' craftsmanship and design of the treehouse lodge gives guests the opportunity to enjoy a unique vacation.

Calyx Creek describes a treehouse visit as a tranquil experience in a secluded setting:

"Escape the sea of corn and beans of Iowa and be immersed in the breathtaking sight of the purple fields at Calyx Creek. Tucked in the Midwest Iowa countryside, this enchanting 14'x20'x10' treehouse retreat is nestled amidst thousands of lavender plants. Built 30 feet above ground, this unique treehouse offers unparalleled views and wildlife. The one bedroom, two bed, one bath treehouse can accommodate up to four guests and is equipped with several modern amenities, including in-floor heating, high-speed fiber optic internet, a fully equipped kitchen, and more.

Capture the magic with unfor-





gettable photographs and indulge in the aromatic ambiance that fills the air on quiet days. Explore on private trails, curl up beside the fireplace, unwind with a good

book, or indulge in a movie night. Calyx Creek is the perfect escape from the hustle and bustle of everyday life. While at Calyx Creek, be sure to check out their lavender

shop and be prepared to be amazed by the versatile wonders of lavender, from sweet lavender lemonade to handcrafted lavender syrup that elevates any coffee ritual.”

ONLINE SUCCESS

doesn't just happen by chance...

Getting leads online can be difficult. It takes planning and effort to reach the right audience, bring them to your website, and turn them into customers. At E-Impact Marketing, we manage your online marketing so you can focus on what you do best: running your business.



Search Engine Optimization



Social Media Posting & Growth



Paid Ads with Google, Bing, & Social Media



Automated Email Marketing & CRM



Keyword & Competitor Tracking



Marketing Strategy



Navigating the complexities of marketing and its ever-evolving nuances felt daunting at first. Having a trusted partner like E-Impact, who not only excels in marketing but also takes the time to deeply understand our unique industry, has been an immense relief. It's clear that they truly care about each client and are committed to helping us succeed!

Tim Troyer,
Troyer Post Buildings

52.8K
Total in
Organic Clicks*

68%
Increase in
Quote Requests*



Scan the QR code to **schedule a free consultation!**



(717) 929-8780
sales@eimarketing.com
www.eimarketing.com



Horse Barn

M & Z BUILDERS LLC

mzbuildersllc4@gmail.com

BUILDING TYPE:

Post-frame

MANUFACTURER:

Hixwood

SIZE:

36'x48'x14'

ROOF PITCH:

5/12

TRUSSES:

Precision Truss, 6' o.c.

ROOF PANELS:

Hixwood Textured SR100 28ga

WALL PANELS:

Hixwood Textured SR100 28 ga

FASTENERS:

Hixwood steel-to-wood fasteners

WALK DOORS:

Plyco 95 series 3068 Hickory Moss

POSTS:

Rigidply Rafters 3-ply 2"x6" glulam

WINDOWS:

Silverline 4'x3' slider

VENTILATION:

Hixwood, Flex-O-Vent

CUPOLA:

MWI Components 3'x3'

OTHER DETAILS:

Two 16'x14' split sliding doors
10'x48'x9' porch, 3/12 pitch
MWI Components 4'x4' bale doors

M&Z Builders LLC was looking for a way to promote their business, so this building was built for display at the 2024 Wisconsin Farm Technology Days, and this really helped with getting our name out there. The building was reconstructed for one of our customers for a horse barn shed. It features Hixwood Textured Super Rib 100 panels on the roof and walls and Hixwood woodgrain steel post wrap on the porch post.





THE ONLY LABOR-SAVING CLAMP

BOX TO ROOF!

- Clamps Arrive Assembled
- 3x Faster Installs
- **Non-Penetrating (NO SET SCREWS)**
- Patented Push-Pin Self-Locking Design

ACE CLAMP[®]
Innovative Roofing Solutions™

860-773-4144
AceClamp.com

2025 METAL OF HONOR

2025 Gold Key of Excellence Award Winner

TRANSFORMING THE WAY YOU INSULATE

SMARTER - CLEANER - SAFER

Max-NT
"NO-TEAR"
SCRIM-REINFORCED

RIMA International Verified US-006-10
Reflective Insulation Manufacturers Association International

rFOIL[®]

- Blocks Radiant Heat Gain/Loss
- Holds Securely when Stapled
- Controls Interior Condensation
- UV Resistant and Great Tear-Strength
- Will Not Harbor Mold, Mildew or Fungi
- No Protective Clothing Needed NO ITCH!
- Warranty Covers **Replacement** and **Labor!**

EXCLUSIVE
UV Degradation Warranty
also covers **LABOR COST!**

10 YEAR

REFLECTIVE PRODUCTS

888-887-3645
www.rFOIL.com



Weichert Event Barn

STOCKADE BUILDINGS INC.

www.stockadebuildingsinc.com

BUILDER:

Cy Weichert Pyramid Network Services, LLC

TYPE:

Stockade Flush Frame system with a timber frame, mortise-and-tenon entryway addition, including customized additions to the trusses and rafters for a “timber frame” look.

SIZE:

- 30'x112'x19'8" clear height, with 8' bay spacing and open sides to sidewall lean-tos.
- Headers support every other column, providing 16' sidewall column spacing for the 30' wide main building providing a more open interior.
- 15' x 112' x 12' low-side “rafter” lean-to additions with 8' bays added on both sidewalls form a 60' wide building.

- Two 10'x48'x9' low-side “rafter” open porches add one to each side.

ENTRYWAY:

30'x20'x12' mortise-and-tenon timber frame entryway by Empire Timber Framing of Tully, New York. The structure features elegant yet sturdy hammer-bent-built trusses with steel tie rods collaboratively designed by Empire Timber Framing owner Brad Hill, architect Ty Allen, and client Cy Weichert.

ROOF PANELS:

McElroy Metal Max-Rib Ultra steel panels with Kynar 500 coating steel roof, with gutter and downspouts, all painted Evergreen.

TRUSSES:

The truss loading is significant due to snow loading in the area and additional weight created by interior modifications. The trusses have 50 lb./sq. ft. snow load capacity and 10 lb./sq. ft. bottom cord load capacity.

They include 3' overhangs on both sides and 12" on the end walls.

TIMBER FRAMING:

Timber framing for the exterior and interior customizing of the building by Empire Timber Framing of Tully, New York, in traditional mortise-and-tenon style.

EXTERIOR WALLS:

5/8" exterior-grade plywood attached to the flush frame system on both lean-to sides and ends of building.

EXTERIOR SIDING:

Board and batten siding made from hemlock locally cut and milled by John Young of Maple Lane Milling, Apulia, New York.

INTERIOR COLUMNS:

Four-ply flush frame 2"x 8" Southern yellow pine fabricated by Stockade Buildings. Lean-to columns are three-ply 2"x6" as Interior.



INTERIOR WOOD:

Norway spruce harvested from the Weichert farm.

WINDOWS:

Anderson 3'x8' double-hung windows with shutters made from local antique barn wood and features wrought iron hinges and clasps purchased from Etsy.

DOORS:

All exterior and interior doors were built from black walnut harvested from the farm by Jeremy Watkins of Tully, New York, who also built the custom sliders that protect the walnut doors from extreme elements.

CUPOLAS:

The cupulas are custom-built by Empire Timber Framing with copper roofing. The center cupola has Anderson windows.

HEAT:

The barn floor is equipped with a radiant heat system by Holbrook Heating of Fabius, New York, to provide warmth for winter use.

The objective was to build an elegant facility in the style of old timber-framed barns for use as farm equipment storage and family gatherings, including an event building. The building is a Stockade Buildings flush-frame structure with inground columns on poured footers and encased in 3' diameter poured concrete. All interior wood customizing is Norway spruce harvested from the Weichert farm, including the doors, countertops, and bar, which are black walnut.

The interior timber framing was de-

signed and added to create the freestanding element that allows the elegant and traditional appearance but also supports additional insulation added above the tongue and groove ceiling. The interior four-ply 2"x 8" Southern yellow pine columns, trusses, and rafters of the Stockade structure were then wrapped with 2"x12" hemlock boards and tied into the timber framing to appear as part of the timber structure. The center cupola features a decorative cedar interior and a hanging lantern that illuminates the interior at night.

GOthic ARCH

MONO

GAMBREL

TIMBER TRUSS

LAM-PLY-TRUSS

RIDING ARENAS • CATTLE ENCLOSURES • STORAGE • SHOPS

- Spans up to 72 ft.
- Bird nesting control
- Up to 12 ft. spacing depending on desired load
- No feed alley post obstruction
- Additional ceiling height for more usable space

starwoodrafters.com • 715-985-3117 • 888-525-5878



Garage/Workshop

MCELROY METAL

www.mcelroymetal.com

BUILDER:

Meyer Building LLC

SIZE:

40'x64'x18' IC
24' w gable accent at eave wall
with 10/12 pitch

ROOF PITCH:

10/12

FOUNDATION:

Meyer Building LLC, Perma-Column

ROOF PANELS:

McElroy Metal, Max-Rib II
Charcoal

WALL PANELS:

McElroy Metal, Max-Rib II
Autumn Red and M-Cor Brite
White

TRUSSES:

Meyer Building, two series scissor
truss

OVERHEAD DOORS:

Clopay 4300

WALK DOORS:

Plyco 20 Series 3068

POSTS:

Meyer Building LLC nail-laminated
columns

WINDOWS:

Harmony
Awning windows 36"x36"
Double hung windows 36"x60"
Picture windows 36"x18"

CUPOLAS:

Plyco MW 300 3'

The customer wanted the building to look like an old barn that used to reside at this property. There are custom overhead doors behind the functionality of an overhead door yet the aesthetic appeal of a slide door. The lower windows have custom PVC accent trims that mimic an old barn. There is a loft (like an old hay mow) in the building that will be used when they host neighborhood parties. The customer wanted to honor their family heritage on this historic property by building this building that will be used by many for years to come.



SUPPLIES & SOLUTIONS

Dynamic Fastener



Dynamic Fastener's new DC-NFTG DYNA-CLAMPS® are non-ferrous, non-piercing clamps for attachment to standing seam metal roofs. They're made from aircraft-grade 6005A T61 aluminum designed for use with nail flange standing seam roof profiles. The clamps are prepackaged with all necessary mounting hardware, both the non-piercing setscrews and stainless steel bolts.

www.dynamicfastener.com

Maze Nails



Maze Ring Shank Post Frame Nails are STORMGUARD® Double Hot-Dipped Galvanized for durability and corrosion resistance. They are recommended for skirtboards and other components treated with wood preservatives. They feature superior holding power, ensure long-lasting strength and reliability, and comply with the ASTM Standard Specification F1667 for Post-Frame Ring Shank Nails.

www.mazenails.com


Graber Post Buildings



Upgrade your roof with M-Rib Panel—designed for beauty, durability, and affordability! Enjoy the sleek look of standing seam roofing at a lower cost with through-fastened installation. Available in 28 color options with a lifetime paint warranty it's the last roof you'll ever need!

www.graberpost.com


Metal Rollforming Systems



Our customer-inspired Soffit Line uses standard 20.125" coil stock to optimize inventory and cut costs. Features include concealed "S lock" lap, standard rib height, flat top rib for easy fastening, unique nail slots and weep holes for horizontal installs, and speeds over 150 feet per minute for increased productivity.

www.mrsrollform.com


rFOIL Reflective Insulation



Introducing rFOIL™ Max-NT... The world's first reflective bubble insulation with a reinforcing woven scrim, which provides superior tear strength. Max-NT is designed to stay securely in place when stapled to wood. Max-NT also has the industry's only UV Warranty that includes LABOR if the product ever cracks, peels or delaminates.

www.rFOIL.com

S-5!



The industry's most popular snow guard system just got better! After 30 years and 15,000 linear miles of installations, our flagship snow guard system has numerous design changes, adding greater versatility and faster installation. Splices now fit directly over clamps and brackets—eliminating field cutting—and components can be installed without preassembly.

www.S-5.com

SUPPLIES & SOLUTIONS

Best Buy Metals



Four new wood-grain color options are available from Best Buy Metals: Driftwood, Cypress Wood, Tiger Wood, or Zebrano. These pre-painted, durable steel options offer the beauty of wood with the low-maintenance benefits of metal. The new options are perfect for board and batten siding, soffits, and more in both residential and commercial projects.

www.bestbuymetals.com

Strongwall Columns



Strongwall Columns' new premium nailed and glued laminated column, available in three- or four-ply 2x6 and 2x8, features high-profile structural finger joints for superior strength, durability, and quality. Strongwall Columns utilizes third-party testing to ensure proper CCA treatment. All our columns are engineered to comply with the national building codes.

270-859-7121

Central States



The Sentry™ 7500 is a wind-rated roll-up door constructed from 26-gauge steel with a double-seamed curtain, high-carbon galvanized springs, and stainless-steel latches. Designed for high-wind and high-security applications, it features bolt-free installation, 32 color options, and compatibility with Bluetooth® locking systems.

www.centralstatesco.com


Quality Edge



Quality Edge's Inside Out® Underdecking System is a maintenance-free aluminum ceiling that creates a polished, dry area beneath your deck. It resists warping, leaking, and fading. Available in woodgrain and matte finishes, it features a durable Q800 TuffTech coating and comes with a lifetime warranty when professionally installed.

www.qualityedge.com


ATAS International



MetaFlex is a rain screen wall panel system. The flexibility of these metal box-style panels allows for creativity and enhanced aesthetics for any building façade. Combining colors and finishes, rib spacing, solid and perforated surfaces, in a variety of panel sizes, MetaFlex can bring your vision to life. The panels are available in aluminum and steel, in a variety of thicknesses. MetaFlex is ideal for all types of commercial, educational, and healthcare buildings, as well as multi-family residential and mixed-use buildings.

www.atas.com

AceClamp by PMC Industries, Inc.



The Color Snap® Universal Screw Down Bracket allows our popular Color Snap rail to be installed on nearly any roof. With quick installation and pre-assembled components, it saves time and labor. This versatile, cost-effective snow retention solution is now compatible with more roofs than ever before—dependable, efficient, and trusted.

www.aceclamp.com

SUPPLIES & SOLUTIONS

Trac-Rite Door



Steel roll-up doors available in three models cater to residential, light commercial, and large opening commercial applications. Choose from 27 colors to match any architectural style.

www.tracrite.com

MWI Components



MWI has added window accessibility to cupolas. This feature allows easy access to the space within the cupola once it is fully assembled on the building. The design includes four thumb screws with lock nuts, stiffeners around the edges with a sealant barrier, and the top of the window panel has a cap to prevent the elements from entering the cupola.

www.mwicomponents.com

MFM Building Products



DeckWrap PowerBond® is a self-adhering waterproofing membrane designed to extend the life of posts and poles. Suitable for use with all wood types, the membrane features a patented PowerBond® adhesive system that aggressively adheres to the surface down to 25°F. The membrane is self-sealing to prevent premature rot and aging.

www.mfmbp.com

Perma-Column LLC



Perma-Column® provides lasting support for solid posts, nail-laminated columns, or glue-laminated columns. The precast concrete columns elevate wood out of the ground via a U-shaped steel bracket that is robotically welded to steel reinforcement bars that run the entire length of the precast column. Readily available nationwide. Build better. Build stronger. Build to last.

www.permacolumn.com

PowerLift Hydraulic Doors



PowerLift Hydraulic Doors is the only provider of medium to large doors that includes professional installation with every quote. With our 50+ locations across North America, there is always a PowerLift location ready to serve as your go-to expert for the sales, install, and servicing of large doors. PowerLift doors are available in custom sizes from 10'x10' to over 130'x30'.

www.powerliftdoors.com

McElroy Metal



Max-Rib is a low-profile (3/4-inch) panel suited for residential roofing and post-frame applications. Varying applications, end uses, and expectations require different metal panel alternatives. The Max-Rib profile is available in: Max-Rib Ultra, Max-Rib II, Max-Rib 100, and Max-Rib Commodity/Liner. The best choice for your project depends on performance, desired longevity, and budget.

www.mcelroymetal.com

PINE HILL
MOVING YOU FORWARD.

THE MATERIAL TRAILER SERIES
MADE FOR THE METAL ROOFING & POLE BARN INDUSTRIES, DELIVERING SUPERIOR RELIABILITY AND PERFORMANCE EVERY TIME. FEATURING REMOTE-CONTROLLED ROLLERS, TILT DECK, AND EXTENSIONS, IT TRANSFORMS UNLOADING INTO A ONE-PERSON OPERATION – NO FORKLIFT REQUIRED.

PINEHILLTRAILERS.COM | (717) 288-2443 | 2969 LINCOLN HIGHWAY EAST, GORDONVILLE, PA 17529

Storage & Building Components
DESIGN - MANUFACTURE - QUALITY
www.storage-eps.com

Storage & Building Components
Angel Navas - President
305-586-8033
90 W. Orange St., Avon Park, FL 32825
anavas@storageeps.com | www.storageeps.com

Everlast Roofing, Inc.
OUR NAME SAYS IT ALL

PROFILE OPTIONS

EVERLAST II™ EVERDRAIN™

WHY EVERLAST?
AZM™ with Activate Technology
Synergy® Paint System
Cut Edge Corrosion Inhibitor™ (CECI™)
Heat Forming
Most corrosion resistant panel in the industry

Lebanon, PA 10 Enterprise Court Lebanon, PA 17042	Howe, IN 7180 N 050 E Howe, IN 46746	Bridgton, ME 24 JR Mains Drive Bridgton, ME 04009	Orwell, OH 161 Grand Valley Ave Orwell, OH 44076
---	--	---	--

FOR MORE INFORMATION CALL: 888.339.0059 OR VISIT US AT WWW.EVERLASTROOFING.COM

FIX ROOF LEAKS ONCE

BEFORE 30 YEARS HISTORY OF SUCCESS AFTER

The Only Liquid BUTYL Rubber In The World

- One coat – Never Needs A Primer
- Proprietary Solvent-Based System
- Call for WHOLESALE Pricing
- ASTM Certified

EPDM coatings
WWW.EPDMCOATINGS.COM

rFOIL THE BEST WAY TO INSULATE METAL ROOFING

CLASS 1/A Fire Rating

888-887-3645
www.rFOIL.com

Manufactured by: **COVERTECH**

ASCO machines USA

(217) 955-ASCO
WWW.ASCO-MACHINES.COM

Premium Quality **ROLLFORMING MACHINERY**

PANEL LINES
TRIM ROLLFORMER
PURLIN LINES
ROLL UP DOOR LINES
SEAMING STATIONS

ROLL UP STATIONS
TRACK LINES
DECKING LINES
COIL UPENDER
DOUBLE HEMMER

Made in the USA since 1949!

ASC MACHINE TOOLS, INC.
TEL (509) 534-6600 www.ASCMT.com

Formwright

Outfitting Standing Seam Rollforming Businesses

Machines | Trailers | Tools | Service

Give Us A Call Today • 260.463.4010

SteelGrip S.A.M.M., Inc.
Preventing Injuries and Saving Lives®

S.A.M.M. MATS:
 Easy to use magnetic grip provides safer footing when working on steel roofing. Get maintenance jobs done faster and easier.



SteelGrip S.A.M.M.
 Safety Assist Magnetic Mat

231-944-0109
SteelGripSamm.com

Aztec Washer Company



MASTER FLASH®
 ROOFING • PLUMBING • ELECTRICAL • HV/AC • SOLAR

From the smallest to the **LARGEST**,
 the most complete line available.

Pipe Range: Fits: 1/8" to 39-1/2" Pipes
 Base Range: 2-1/4" to 44" (1 meter)

1-800-WASHER 5 (927-4375) • Ph: 858-513-4350 • info@aztecwasher.com • www.aztecwasher.com



Green Post™
 Planet Saver Industries

THE MOST AFFORDABLE, ALL-IN-ONE SOLUTION FOR IN-GROUND POST DECAY AND UPLIFT RESTRAINT

P (610) 377-3270
www.planetsaverind.com



Made in the USA

Golden Rule
 FASTENERS

**QUALITY PRODUCTS
 COMPETITIVE PRICES
 & MOST ORDERS SHIP THE SAME DAY**

- Screws • Closures • Ridge Vent
- Pipe Flashings • Butyl Tape • And much more!

Ph: (334) 283-4030 - FAX (334) 283-4032
info@goldenrulefastenersinc.com - www.goldenrulefastenersinc.com

**LET US BE
 YOUR WAREHOUSE**

Wholesale Distributor of Building Supplies and Painted Coils

Contact us today!



833-473-3368
 465 N Reading Rd,
 Ephrata, PA 17522



DMI = BUILDING INVESTMENT PROTECTION



Let DMI complete your building project with Code Approved & Warrantied:

HW & PANCAKE FASTENERS • ANCHORS • PIPE FLASHINGS
 REFLECTIVE INSULATION • POLYCARBONATE PANELS
 SOLID & VENTED FOAM CLOSURES

www.directmetalsinc.com 855-800-8878

WE ADD THE VALUE TO THE METAL




- Automation Systems
- Metal Construction Rollformers
- Coil Processing
- Forming & Fabrication
- Recondition Existing Machines

620-382-3751
www.marionmanufacturing.com

HEAVY-DUTY ANCHOR BRACKETS

Sturdi-Wall® drill set model
 Sturdi-Wall® Plus wet set model
 ICC-ES certified code compliance
permacolumn.com



PERMA COLUMN.

BUILD BETTER. BUILD STRONGER. BUILD TO LAST.

SCHWEISS **THE DOOR LEADER**

DOORS

HYDRAULIC — OR — **BIFOLD**
ONE-PIECE DOORS STRAP LIFT DOORS

- AG DOORS • BARN DOORS
- SHOP DOORS • MAINTENANCE DOORS

SCHWEISSDOORS.COM **507-575-4999**



UNITED STEEL SUPPLY

STEEL PRODUCTS FOR THE METAL ROOFING & METAL BUILDING INDUSTRY

Understanding Superior Service

512-263-0954 • unitedsteelsupply.com



MANUFACTURER OF ROLL FORMING EQUIPMENT




- Coil Upenders • Shears • Slit Line • Uncoilers • Trim Roll Formers
- Wrappers • Panel Lines

Acu-Form
ROLL FORMING EQUIPMENT

Millersburg, Ohio
 (330) 674-4003 - ACUFORMEQUIPMENT.COM

Darin Westhoff
President

Office: 888-345-2645
 Cell: 641-680-3802

Coil Spot **Wildcat Fasteners** **SPEEDLAP**
 Happy Jobsites!

3 Brands 1 Mission

Are You Ready to Get DOMED?

- Rated #1 Best Product for Value & Performance by leading Consumer Report testing organization
- Military grade 6063 extruded and tempered to T5 aluminum support frame
- GutterDome is a highly profitable premium gutter guard solution to an annual homeowner problem

GOOMER GUTTER
Are You Ready to Get DOMED?

www.GutterDome.com
 Call 877.987.4888
FREE Dealer Product Sample Kit

SUPPLYING OUR DEALERS THE BEST MATERIALS & SERVICES FOR OVER 45 YEARS!

Commercial • Equestrian
 Suburban • Industrial

CONTACT US TODAY!
800-548-6765
 system@stockadebuildings.com

Stockade Buildings
 "Building for the future"



POLESAVER™-PF

The ultimate protection for post frame foundations, backed by a 40-year rot prevention guarantee.

Phone: (610) 377-3270
 Polesaver-pf.com

40 YEAR Guarantee

POLESAVER - PF
 POST FRAME PROTECTION

6th ANNUAL Construction Rollforming Show

OCTOBER 1-2, 2025
 Dayton Convention Center, Dayton, OH

FOR MORE INFORMATION CONTACT MISSY BEYER:
 missy@shieldwallmedia.com • 715-350-6658
 FAX 1-715-227-8680

SHOWTIME

THE \$50
PRE-REGISTRATION
FEE FOR ADMISSION
COVERS BOTH DAYS
AS WELL AS THE
INFORMATIONAL
SESSIONS.

Registration proceeds
are donated to a charity.

GET YOUR TICKETS TO OUR NEXT EVENTS!

FROM THE
PUBLISHER OF
ROLLFORMING
MAGAZINE



2025
Construction
Rollforming
Show

OCTOBER 1-2, 2025
Dayton Convention Center, Dayton, OH
constructionrollformingshow.com

FROM THE
PUBLISHER
OF
RURAL
BUILDER
MAGAZINE



2026
Rural Builder
Show

FEBRUARY 4-5, 2026
Gatlinburg Convention Center, Gatlinburg, TN
ruralbuildershow.com

FROM THE
PUBLISHER
OF FRAME
BUILDING
NEWS
MAGAZINE



2026
POST-FRAME
BUILDERS SHOW

JUNE 10-11, 2026
UPMC Arena, York Expo Center, York, PA
postframebuildershow.com

For Exhibitor Information Contact Missy Beyer:
missy@shieldwallmedia.com ■ PH 715-350-6658 ■ FAX 1-715-227-8680

Open The Door To Beauty

DISCOVER OUR NEW STUNNING DESIGNS

Monza & Farmhouse Fiberglass Doors



Door Finish: Monza
Door Color: Birch



Door Finish: Farmhouse
Door Color: Cream White



Many More
COLORS AVAILABLE!

Door Finish: **Farmhouse** Door Color: **Slate**

Clear Views

LASTING COMFORT

Residential Windows

SINGLE HUNG WINDOWS
DOUBLE HUNG WINDOWS
TRANSOM WINDOWS
PICTURE WINDOWS
CASEMENT WINDOWS
AWNING WINDOWS

HOPPER WINDOWS
TRAPEZOID WINDOWS
SLIDING GLASS DOORS
IMPACT WINDOWS
BAY/BOW WINDOWS

Call Today (843) 399-1820